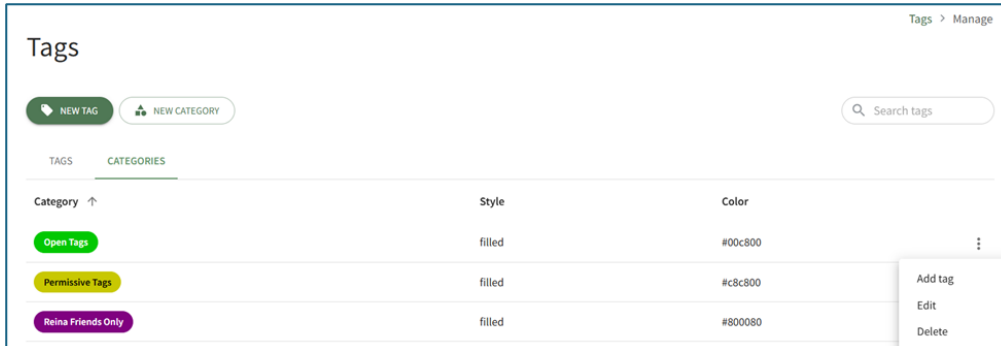


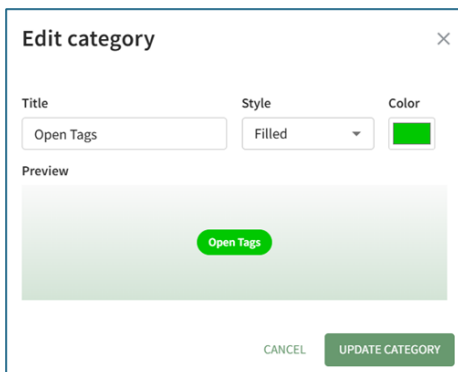
Edit a Category

To edit a category, go to the Manage Page in the Tags Module. Select the Categories Tab.



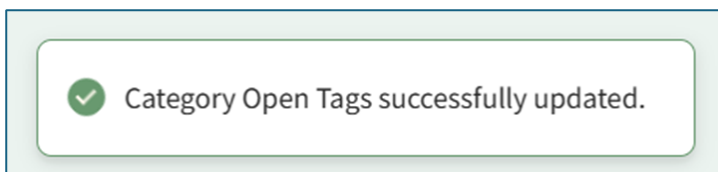
Select the vertical three dot icon for the category you wish to edit.

Select "Edit" from the context menu opening the Edit Category Modal.



Alter the title, style, or color as desired.

Select the "Update Category" button to save changes.



A confirmation modal appears at the bottom of the Manage Page, indicating the category was successfully updated.

Revision #4

Created 2025-11-23 21:59:43 UTC by Mitzi Orkus

Updated 2026-01-25 21:16:56 UTC by Mitzi Orkus