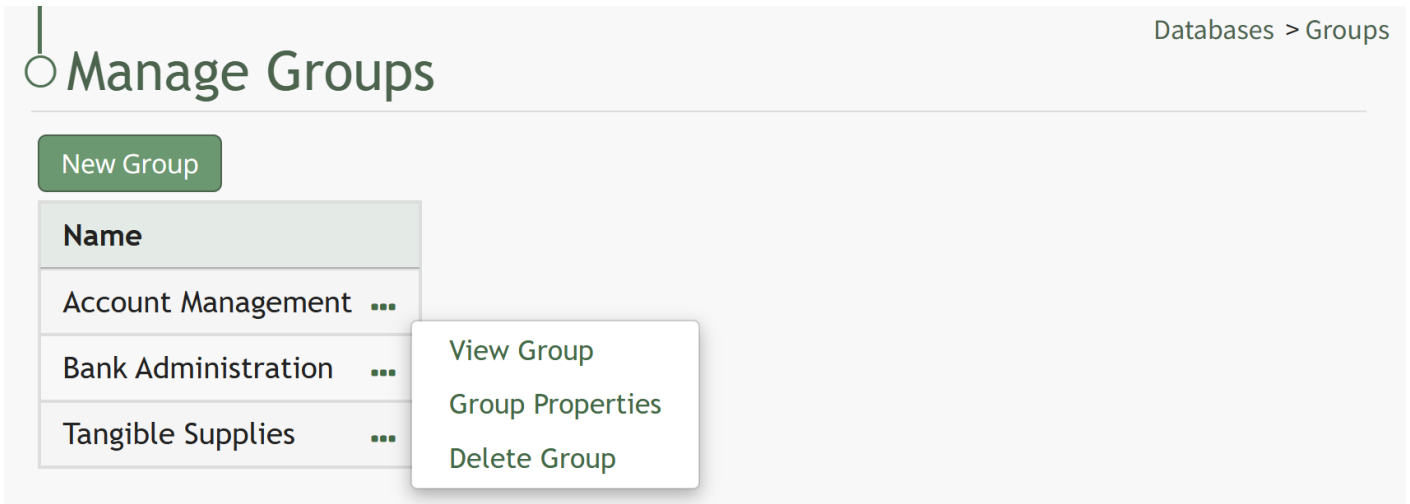
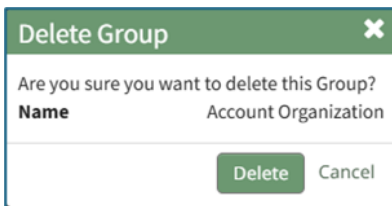


Delete Database Groups

To delete a database group, go to the Groups Page of the Database Module. Select the three dot icon to the right of the Group Name you wish to delete, opening the Group Table context menu.

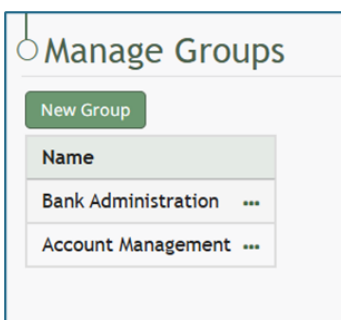


Select "Delete Group" from the context menu opening the Delete Group Confirmation Modal.



The modal states, "Are you sure you want to delete this Group?" and lists the Group Name on the modal. Select the "Delete" button and a pop up confirms that the group has been deleted.

The deleted group no longer shows on the Groups Table.



Revision #4

Created 2025-12-07 16:15:59 UTC by Mitzi Orkus

Updated 2026-06-06 15:35:49 UTC by Mitzi Orkus