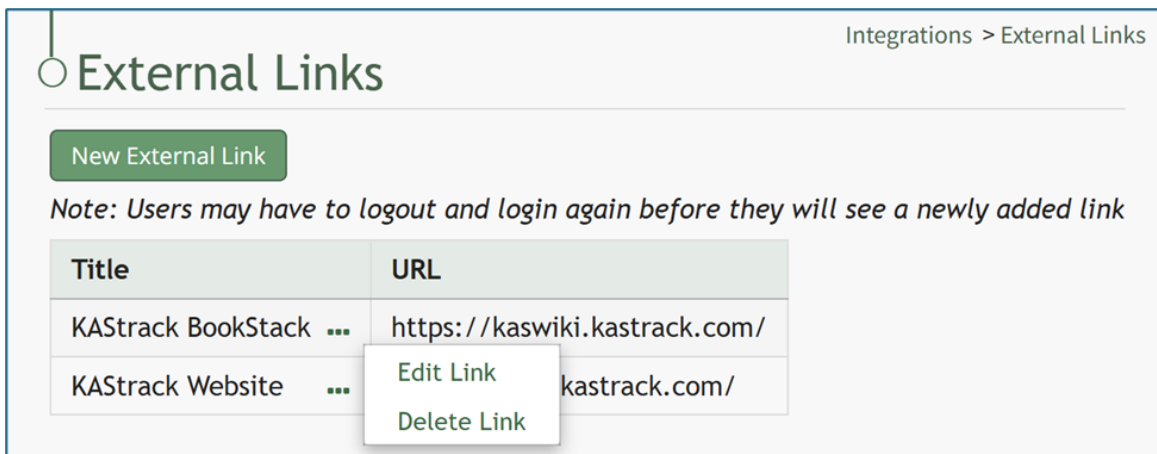


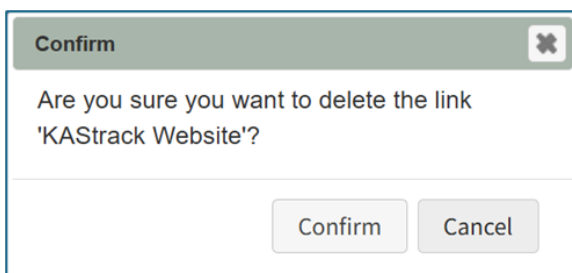
Delete an External Link within Integrations

To delete an external link, go to the Setup Page under External Links in the Integration Module. Click the three-dot icon to the right of the external link title opening the external link context menu.

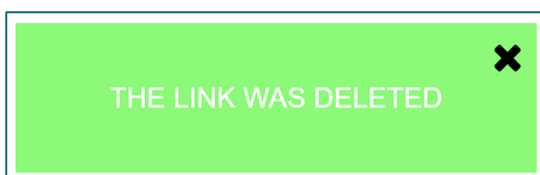


Select the option to “Delete Link” opening the Deletion Confirmation Modal which states, “Are you sure you want to delete the link ‘LinkName’?”

Deleting an external link will remove it from everyone who was granted visibility privileges.



Select the “Confirm” button and a confirmation modal stating, “The link was deleted” will briefly show.



You will return to the External Links Setup Page, and the deleted external link will no longer show on the External Links Table.

Revision #2

Created 2025-12-05 18:35:34 UTC by Mitzi Orkus

Updated 2026-01-23 22:11:32 UTC by Mitzi Orkus