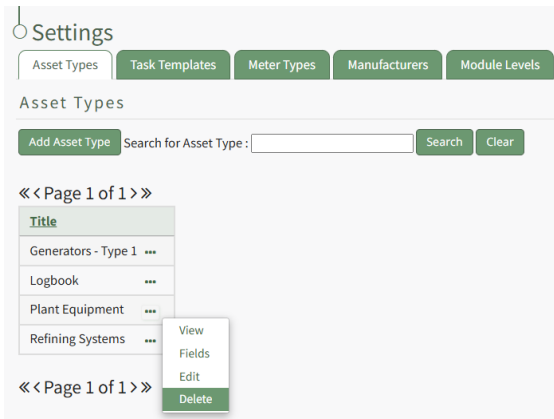
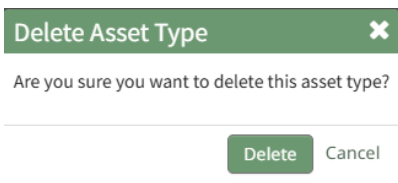


Delete an Asset Type

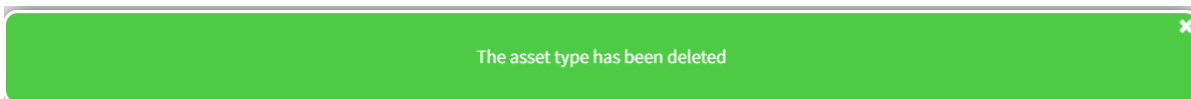
To delete an asset type, go to the Asset Type Tab on the Settings Page of the Assets Module. Click the three-dot icon to the right of the asset type you wish to delete, opening the Asset Type Context Menu.



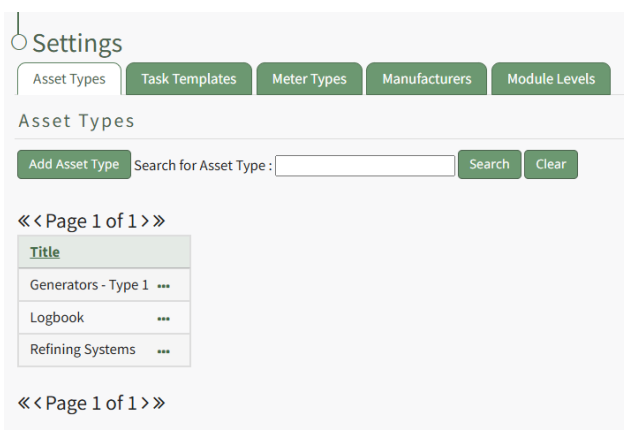
Select "Delete" opening the Delete Asset Type Confirmation Modal which states, "Are you sure you want to delete this asset type?"



Click the "Delete" button and a pop up will confirm that the asset type has been deleted.



The deleted asset type no longer shows in the Asset Type Table.



Updated 2026-01-23 17:11:55 UTC by Mitzi Orkus