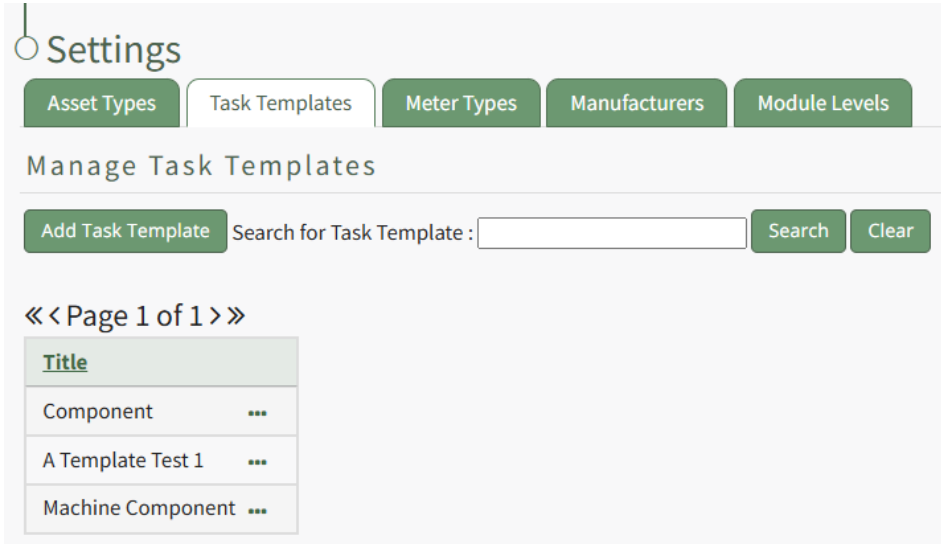
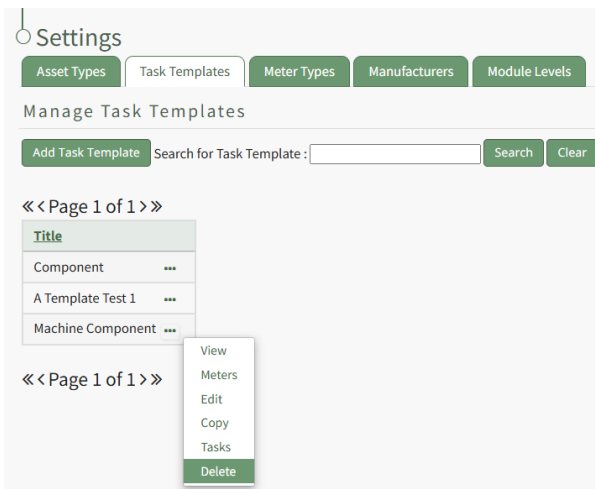


# Delete a Task Template

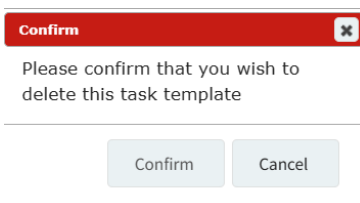
To delete a task template, go to the Task Template Tab on the Settings Page of the Assets Module.



Select the three-dot icon to the right of the Task Template you wish to delete, opening the Task Template Context Menu. Select "Delete".



This opens the Deletion Confirmation Modal which states, "Please confirm that you wish to delete this task template."



Select the "Confirm" button and a pop up confirms that the task template has been deleted.

This task template has been deleted

The deleted Task Template no longer shows on the Task Template Table.

Settings

Asset Types Task Templates Meter Types Manufacturers Module Levels

Manage Task Templates

Add Task Template Search for Task Template :  Search Clear

<< Page 1 of 1 >>

Title
Component ...
A Template Test 1 ...

Revision #2  
Created 2026-01-11 17:54:11 UTC by Mitzi Orkus  
Updated 2026-01-23 17:09:31 UTC by Mitzi Orkus