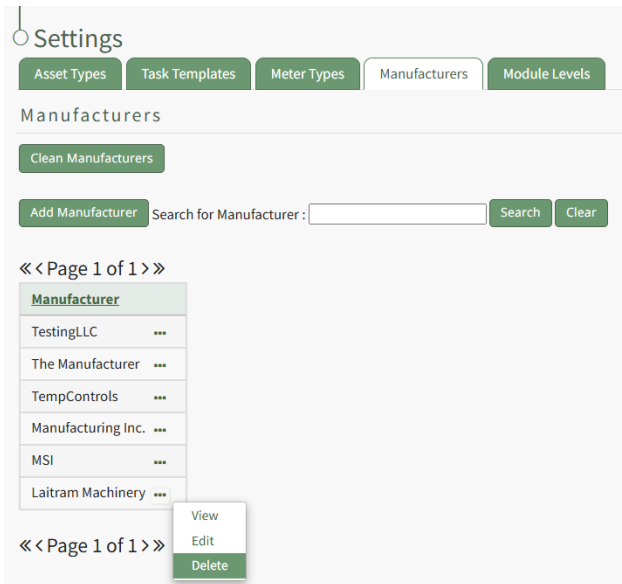
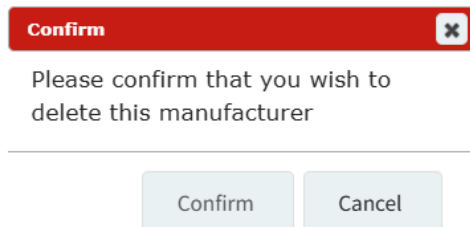


Delete a Manufacturer

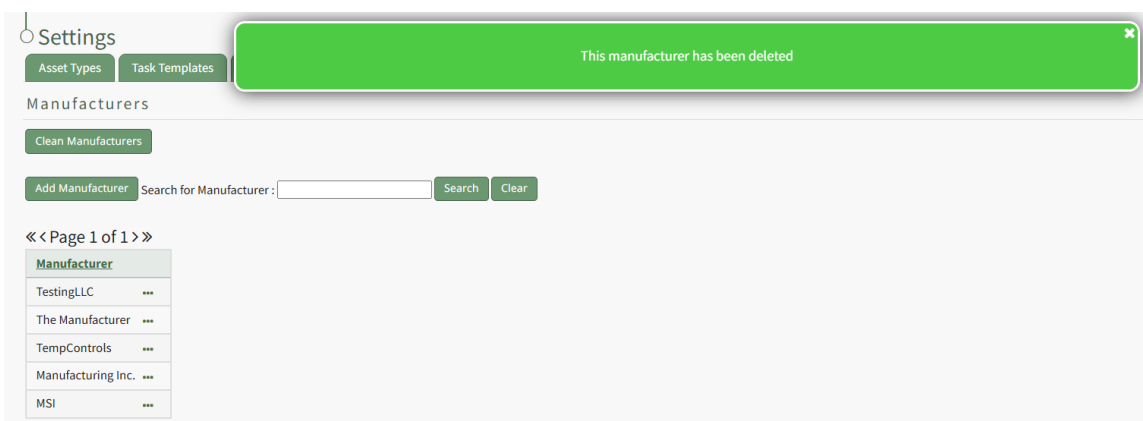
To delete a manufacturer, go to the Manufacturers Tab on the Settings Page of the Assets Module and click the three-dot icon to the right of the manufacturer you wish to delete opening the Manufacturers Context Menu.



Select "Delete" from the context menu opening the Delete Manufacturer Confirmation Modal which states, "Please confirm that you wish to delete this manufacturer."



Select the "Confirm" button and a pop up confirms the manufacturer has been deleted.



The deleted Manufacturer has been removed from the Manufacturer Table.

Revision #2

Created 2026-01-11 19:18:26 UTC by Mitzi Orkus

Updated 2026-01-23 17:07:54 UTC by Mitzi Orkus