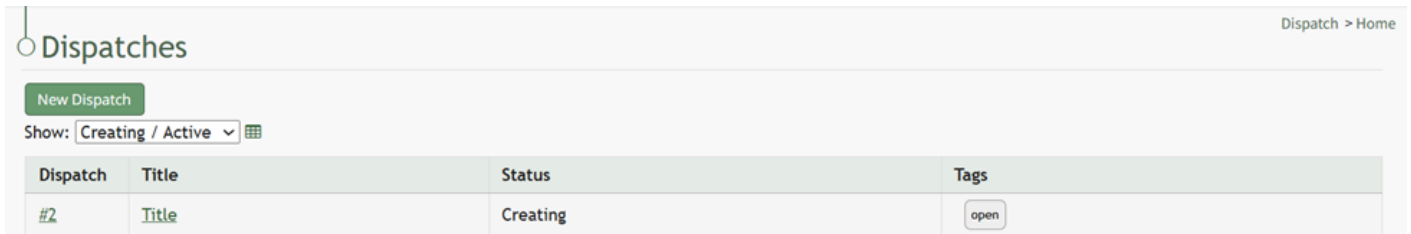
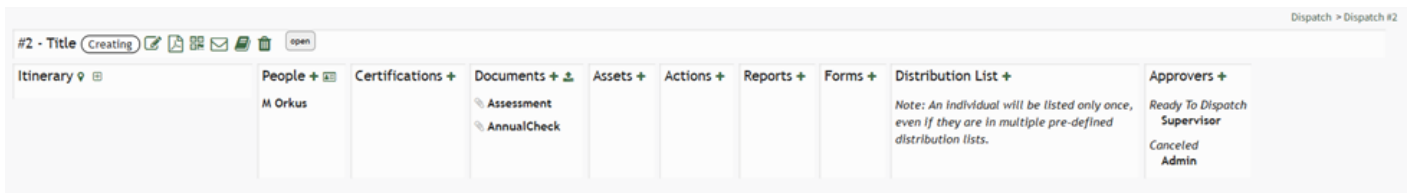


Delete a Dispatch

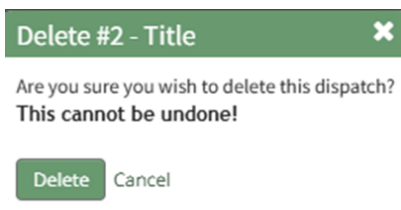
To delete a dispatch, go to the Home Page of the Dispatch Module. Click the ID or Title of the specific dispatch you wish to delete.



This opens the Dispatch Details Page.



Click the trashcan icon in the header row opening the Dispatch Deletion Confirmation Modal.



The modal states, “Are you sure you wish to delete this dispatch? This cannot be undone!”

Select the “Delete” button and the dispatch has been permanently deleted.

Revision #2

Created 2026-01-03 23:34:24 UTC by Mitzi Orkus

Updated 2026-01-08 15:41:51 UTC by Mitzi Orkus