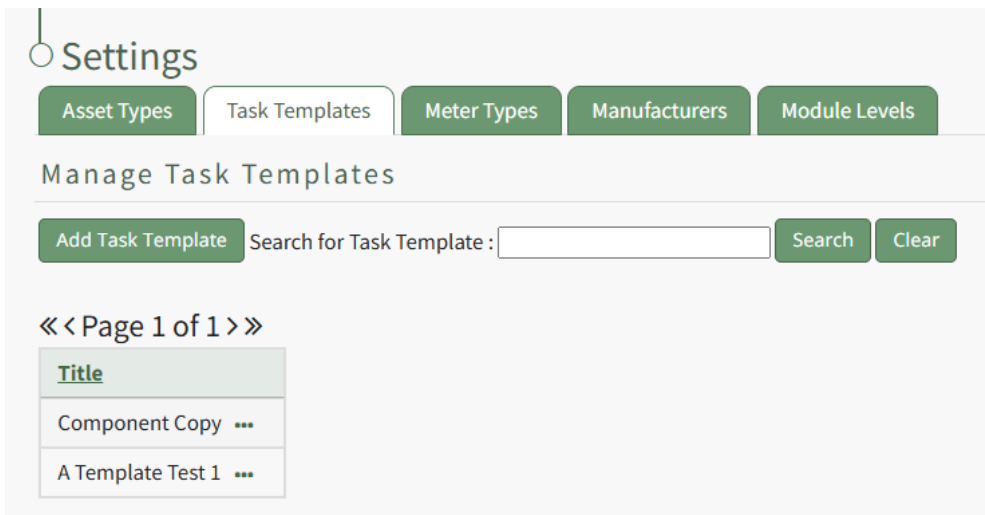
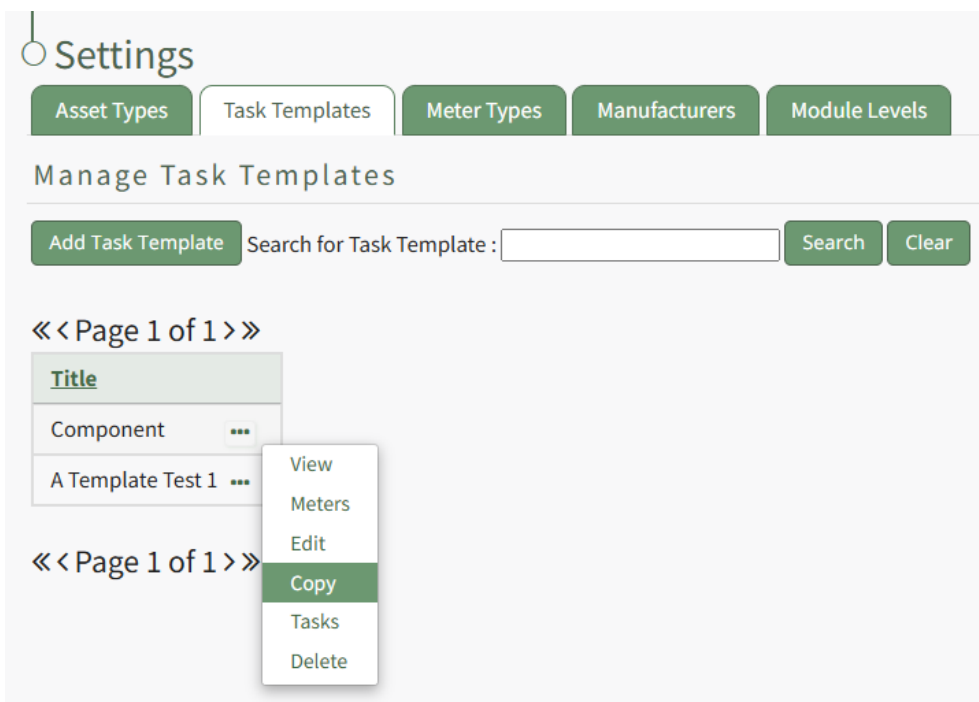


Copy and Rename a Task Template

To copy and rename a task template, go to the Task Template Tab on the Settings Page of the Assets Module.



Select the three-dot icon to the right of the task template you wish to copy opening the Task Template Context Menu and select "Copy".

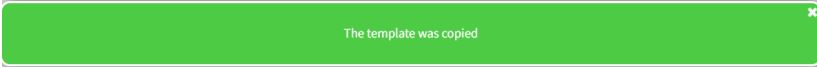


This opens the Copy Task Template Modal, where a title for the newly copied task template can be altered.

Copy Component ✕

New Title *

Select the "Copy" button and pop up confirms that the task template was copied.



The new Task Template is now visible in the Task Template Table.

Settings

Manage Task Templates

Search for Task Template:

«< Page 1 of 1 »»

Title
Component ...
A Template Test 1 ...
Machine Component ...

Revision #2

Created 2026-01-11 17:47:53 UTC by Mitzi Orkus

Updated 2026-01-23 01:32:38 UTC by Mitzi Orkus