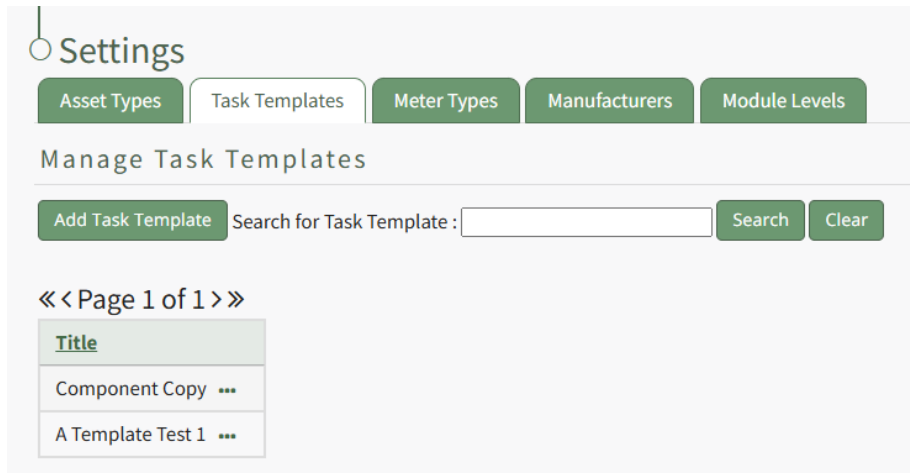
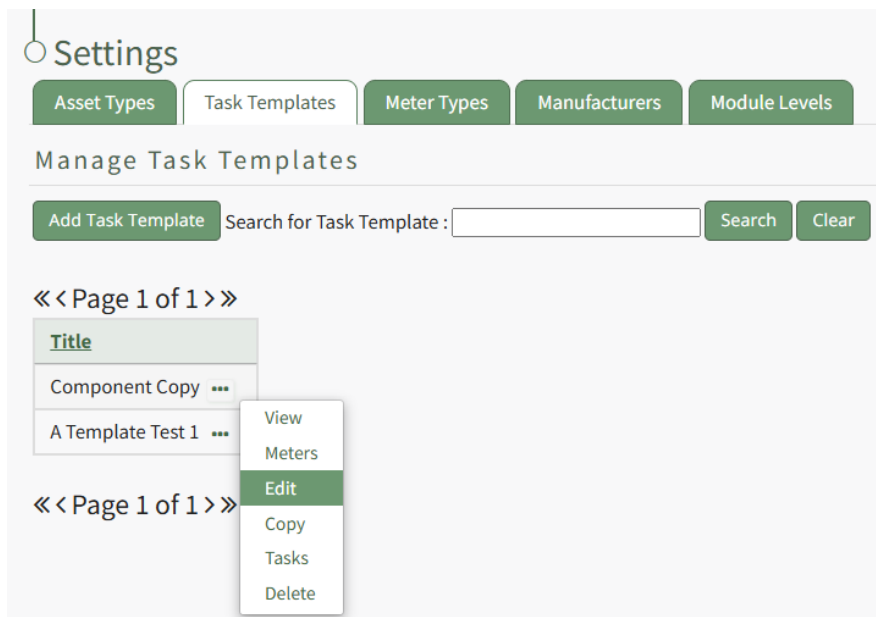


# Change a Task Template Name

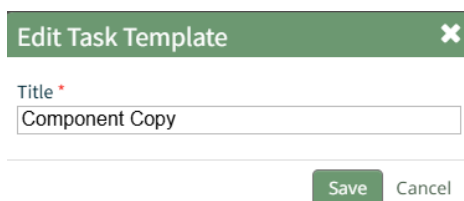
To change a task template name, go to the Task Template Tab on the Settings Page of the Assets Module.



Click the three-dot icon to the right of the Task Template whose title you wish to change and select "Edit" from the Task Template Context Menu.



This opens the Edit Task Template Modal, where the name can be altered.



Make the desired changes and select the "Save" button. A pop up confirms that the template has been edited, and the change is reflected on the Task Template Table.

Settings

Asset Types Task Templates Meter Types Manufacturers Module Levels

Manage Task Templates

Add Task Template Search for Task Template :  Search Clear

<< Page 1 of 1 >>

| Title             | Component |
|-------------------|-----------|
| A Template Test 1 | ...       |

---

Revision #2

Created 2026-01-11 17:41:58 UTC by Mitzi Orkus

Updated 2026-01-23 01:30:03 UTC by Mitzi Orkus