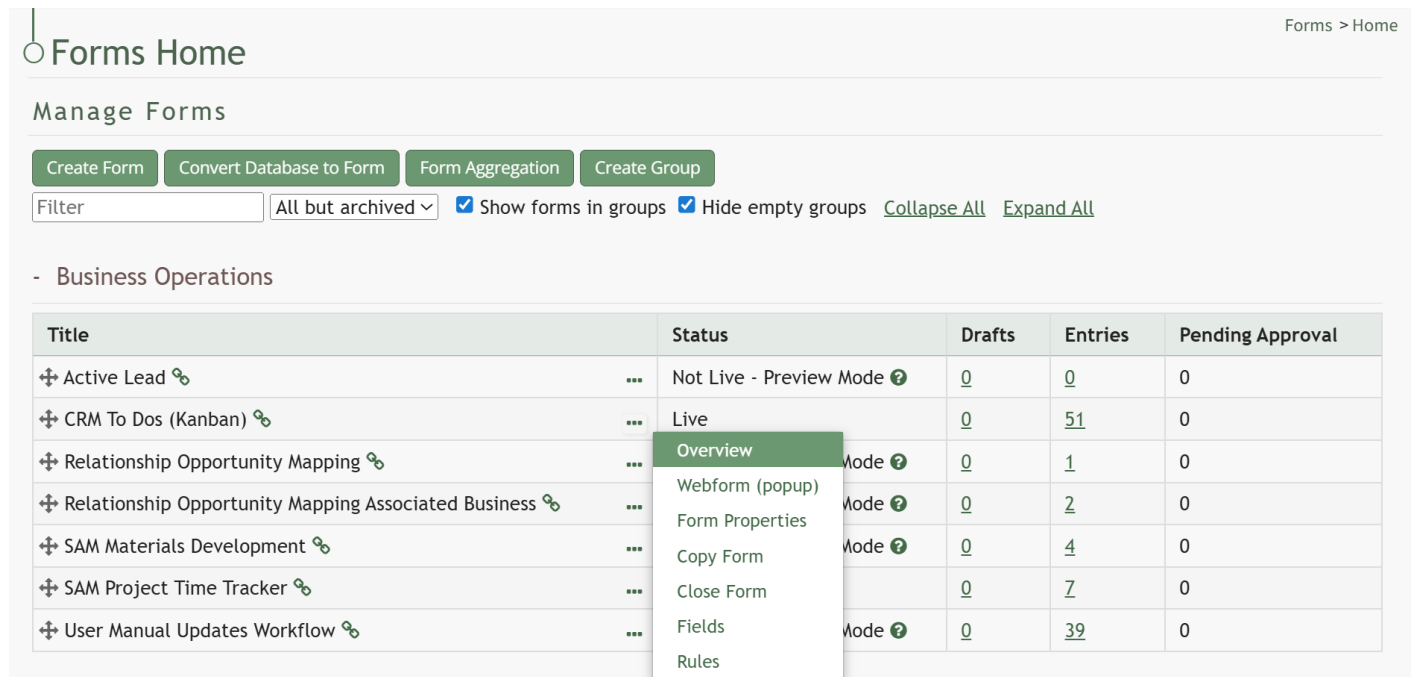


# Access a Form's Shareable URL Link / QR Code

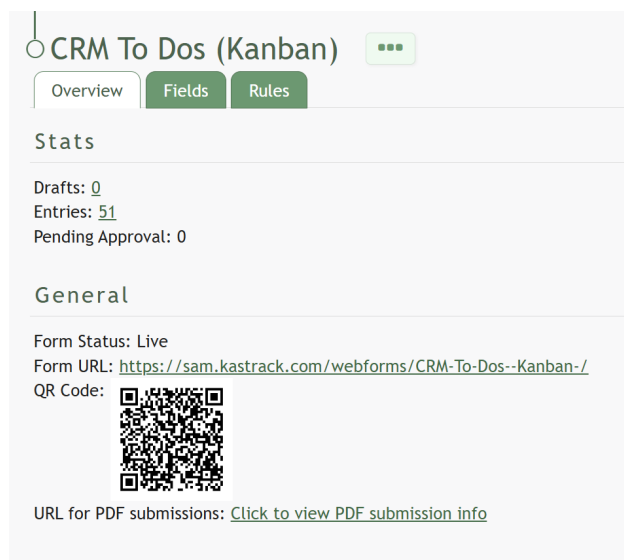
To access a form's sharable URL Link or QR Code, go to the Home Page of the Forms Module and select the three-dot icon to the right of the form title whose URL Link or QR Code you want.




The screenshot shows the 'Forms Home' page with a 'Manage Forms' section. A table lists several forms, and a context menu is open for the 'CRM To Dos (Kanban)' form, highlighting the 'Overview' option.

Title	Status	Drafts	Entries	Pending Approval
Active Lead	Not Live - Preview Mode	0	0	0
CRM To Dos (Kanban)	Live	0	51	0
Relationship Opportunity Mapping	Webform (popup) Mode	0	1	0
Relationship Opportunity Mapping Associated Business	Form Properties Mode	0	2	0
SAM Materials Development	Copy Form Mode	0	4	0
SAM Project Time Tracker	Close Form	0	7	0
User Manual Updates Workflow	Fields Mode	0	39	0
	Rules			

Click "Overview" on the context menu, opening the form specific Overview Tab.



The screenshot shows the 'Overview' tab for the 'CRM To Dos (Kanban)' form. It displays statistics (Drafts: 0, Entries: 51, Pending Approval: 0) and the form's URL and QR code.

Form Status: Live  
Form URL: <https://sam.kastrack.com/webforms/CRM-To-Dos--Kanban-/>  
QR Code: 

URL for PDF submissions: [Click to view PDF submission info](#)

Both the Form URL and QR Code are visible on this tab.

Updated 2026-06-08 14:14:47 UTC by Mitzi Orkus