

Assets Settings Page: Module Level Tab

The Module Levels Tab of Settings Page can be accessed from the Main Menu. The system default module levels for the module are visible in the Module Levels Table. New module levels with customizable permissions can be created and managed on this tab.

Settings Assets > Settings > Module Levels

Asset Types Task Templates Meter Types Manufacturers Module Levels

Module Levels

Add Module level Search for Module level : Search Clear

<< Page 1 of 1 >>

ID	Title	Actions
48	Admin	
47	Maintainer	
46	Manager	
56	Observer	





There are four system default module levels associated with Tags Module. An explanation of the permissions associated with each default module level are shown in the Assets Module Level Permissions Table below.

System default module levels cannot be customized.

Module Level	Permissions
Admin	clean manufacturers, manage all assets, edit/delete/download files, log file uploads/faults/maintenance/modifications, log/view assets, pull reports, delete/modify log entries, add/delete/edit/assign/maintenance assets, add/delete meters and meter readings, view/edit/delete maintenance templates, maintenance comments, bulk editing permission
Maintainer	upload files, log fault, log maintenance, add meter data, view/log assets

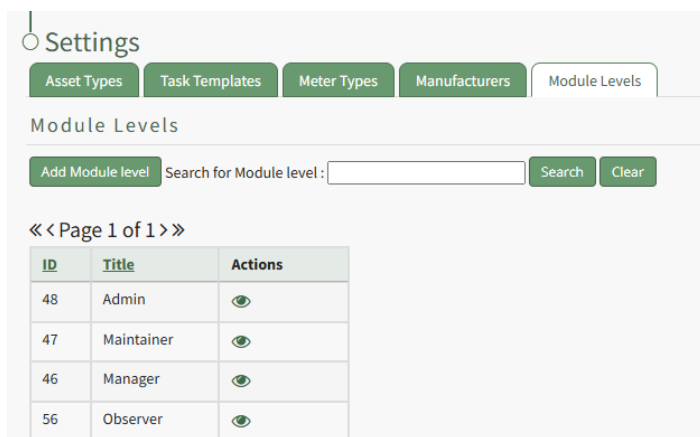
Manager	delete/edit library files, delete/download files, upload files, log faults, log maintenance, add meter data, log/view assets, view reports, add maintenance comments, add/delete/edit/assign/copy assets, add/delete meters, edit/delete meter components, bulk editing permission
Observer	Download files, view/log assets, view reports

New Module Levels can be created in order to customize module level permissions. An explanation of the icons associated with customized module levels have been provided in the table below.

Module Level Customization Icons	
Icon	Explanation
	The eyeball icon allows you to view users assigned to the module level as well as the permissions assigned to them.
	The bulleted list icon allows you to assign permissions to customized module levels.
	The pencil icon opens the Edit Module Level Modal.
	The trashcan icon opens the Delete Module Level Confirmation Modal.

How To: Create a New Module Level (Assets Module)

To create a new module level with customizable permissions in the Assets Module, go to the Module Level Tab on the Settings Page of the Assets Module.



Select the “Add Module Level” button opening the New Module Level Modal.

Selecting “New Module Level” on the Manage Module Levels page opens the New Module Level modal. Input the name of the customized model level.

Any users with the selected certification roles will automatically get the permissions for this Assets module level.

You have the option to assign the people associated with specific roles to the new module level and add any notes.

Select “Save.” Module levels will be listed alphabetically.

Settings

Asset Types Task Templates Meter Types Manufacturers Module Levels

Module Levels

Add Module level Search for Module level: Search Clear

<< Page 1 of 1 >>

ID	Title	Actions
48	Admin	
47	Maintainer	
46	Manager	
56	Observer	
195	Shift Supervisor	

Users must select which permissions are allowed for a customized module level. Select the bullet list icon in the Actions Column of the new Module Level opening the Module Level Permissions Modal.

Permissions for Shift Supervisor

- admin
 - admin-asset-types
- admin-manufacturers
 - delete-manufacturers
 - edit-manufacturers
- admin-meters
- admin-settings
- changelog
 - changelog notes
- delete-defer-log
- delete-fault-log
- manage-asset-types
- manage-emails
- manage-roles
 - role-permissions
- manage-system-permissions
- manage-tags
 - delete-tags
 - edit-tags
- roles
 - add-role
 - assign-hidden-roles
 - delete-role
 - edit-role
 - view-role
- users
 - assign-roles
 - manage-users

- admin-maintenance-templates
 - maintenance-templates-delete
 - maintenance-templates-edit
 - maintenance-templates-maintenance
 - maintenance-templates-view
- asset-maintenance-comments
- can-bulk-edit
- clean-manufacturers
- file-library
 - delete-files
 - download-files
 - file-library-delete
 - file-library-edit
- hide
 - hide-3-dots-menu
 - hide-my-assets
 - hide-perform-task-date-when-not-blank
 - hide-perform-task-upload-files
- manage-all-assets
- manage-assets
 - add-meter
 - assets-add
 - assets-assign
 - assets-barcode
 - assets-bulk-assign-users
 - assets-components
 - assets-copy
 - assets-cost-time
 - assets-delete
 - assets-edit
 - assets-files

- assets-maintenance
 - copy
 - defer
 - delete-fault
 - delete-maintenance
 - delete-maintenance-log
 - delete-maintenance-record
 - maintenance-files
 - assets-tag
 - assets-tags
 - delete-component-meter
 - delete-log-entries
 - delete-meter-reading
 - edit-component-meter
 - modify-log-entries
- my-assets
 - add-meter-data
 - assets-log
 - assets-view
 - log-fault
 - log-file-upload
 - log-maintenance
 - reports

Click the checkboxes to assign permissions to the new Module Level.

Select "Save" and the permissions have been assigned to the Module Level.

Access levels for all modules can also be managed in the Site Settings Module under Access Levels.

Permissions for Shift Supervisor

- admin
 - admin-asset-types
- admin-manufacturers
 - delete-manufacturers
 - edit-manufacturers
- admin-meters
- admin-settings
- changelog
 - changelog notes
- delete-defer-log
- delete-fault-log
- manage-asset-types
- manage-emails
- manage-roles
 - role-permissions
- manage-system-permissions
- manage-tags
 - delete-tags
 - edit-tags
- roles
 - add-role
 - assign-hidden-roles
 - delete-role
 - edit-role
 - view-role
- users
 - assign-roles
 - manage-users
- admin-maintenance-templates
 - maintenance-templates-delete
 - maintenance-templates-edit
 - maintenance-templates-maintenance
 - maintenance-templates-view
- asset-maintenance-comments
- can-bulk-edit
- clean-manufacturers
- file-library
 - delete-files
 - download-files
 - file-library-delete
 - file-library-edit
- hide
 - hide-3-dots-menu
 - hide-my-assets
 - hide-perform-task-date-when-not-blank
 - hide-perform-task-upload-files
- manage-all-assets
- manage-assets
 - add-meter
 - assets-add
 - assets-assign
 - assets-barcode
 - assets-bulk-assign-users
 - assets-components
 - assets-copy
 - assets-cost-time
 - assets-delete
 - assets-edit
 - assets-files
- assets-maintenance
 - copy
 - defer
 - delete-fault
 - delete-maintenance
 - delete-maintenance-log
 - delete-maintenance-record
 - maintenance-files
 - assets-tag
 - assets-tags
 - delete-component-meter
 - delete-log-entries
 - delete-meter-reading
 - edit-component-meter
 - modify-log-entries
- my-assets
 - add-meter-data
 - assets-log
 - assets-view
 - log-fault
 - log-file-upload
 - log-maintenance
- reports

Save

Revision #5

Created 2026-01-09 19:37:18 UTC by Mitzi Orkus

Updated 2026-06-10 16:07:25 UTC by Mitzi Orkus